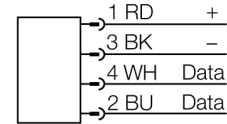
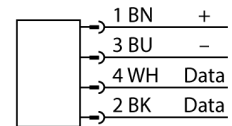


- Rectangular, height 40 mm
- Active face on top
- Plastic, PBT-GF30-VO

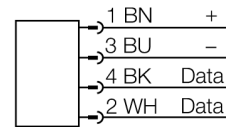
.../S2503 Connectors



Connector .../S2500



Connector .../S2501



Type designation	TN-Q80-H1147
Ident-No.	7030007
Electrical data	
Operating voltage	10...30 VDC
DC rated operational current	≤ 80 mA
inrush current	1000 mA For: 1 ms
Data transfer	Inductive coupling
Operating frequency	13.56 MHz
Radio communication and protocol standards	ISO 15693
Read/Write distance max.	146 mm
Output function	4-wire, Read/Write
Interface	Connection only via Turck system components
Mechanical data	
Mounting conditions	Non-flush, flush mountable
Ambient temperature	-25...+70 °C
Design	Rectangular,Q80
Dimensions	92x 80x 40mm
Housing material	Plastic, PBT-GF30-V0, Yellow
Active area material	Plastic
Vibration resistance	55 Hz (1 mm)
Shock resistance	30 g (11 ms)
Protection class	IP67
Electrical connection	Connector
MTTF	248 years acc. to SN 29500 (Ed. 99) 40 °C
Power-on indication	LED,Green
Packaging unit	1

Functional principle

The HF read/write heads operating at a frequency of 13.56 MHz form a transmission zone the size of which (0...500 mm) varies, depending on the combination of read/write head and data carrier.

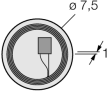
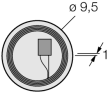


The read/write distances mentioned here only represent standard values measured under laboratory conditions.

The read/write distances of the data carriers for mounting in metal TW-R**-M(MF) were determined in metal.

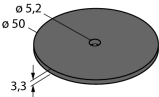
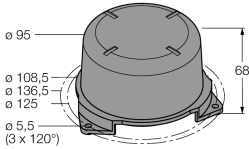
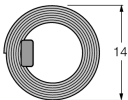
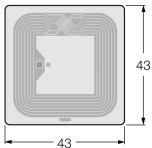
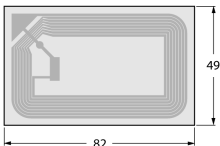
Attainable distances may vary by up to 30 % due to component tolerances, mounting conditions, ambient conditions and material qualities (especially when mounted in metal)

Testing of the application under real operating conditions is therefore essential, especially with read/write on-the-fly!

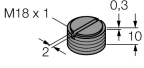
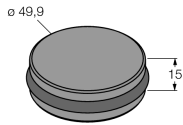
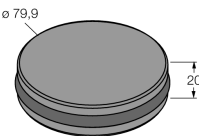
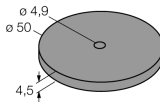
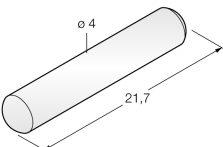
Data carrier

Dimensions	Type designation Ident - no.	Read-write distance		Transfer zone		Minimum distance between two read-write heads [mm]
		Recommend- ed (mm)	max. [mm]	length max. [mm]	width offset max. [mm]	
	TW-R7.5-B128 7030231	10	34	62	31	240
	TW-R9.5-B128 7030252	11	37	68	34	240
	TW-R9.5-K2 7030558	17	46	62	31	240
	TW-R16-B128 6900501	20	52	60	30	240
	TW-R20-B128 6900502	35	65	72	36	240
	TW-R20-K2 6900505	25	52	70	35	240
	TW-R30-B128 6900503	35	72	80	40	240
	TW-R30-K2 6900506	35	67	80	40	240

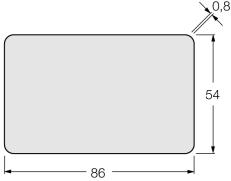
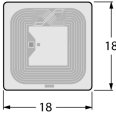
Data carrier

Dimensions	Type designation Ident - no.	Read-write distance		Transfer zone		Minimum distance between two read-write heads [mm]
		Recommend- ed (mm)	max. [mm]	length max. [mm]	width offset max. [mm]	
	TW-R50-B128 6900504 TW-R50-K2 6900507	65 50	118 100	120 110	60 55	240 240
	TW-R50-90-HT-B128 1542326 TW-R50-90-HT-K2 1542329	35 20	88 70	120 110	55 55	240 240
	TW-I14-B128 6900526	20	52	60	30	240
	TW-L49-46-F-B128 7030390	51	97	98	49	240
	TW-L80-50-P-B128 7030389	55	108	115	57	240
						

Data carrier

Dimensions	Type designation Ident - no.	Read-write distance		Transfer zone		Minimum distance between two read-write heads [mm]
		Recommend- ed (mm)	max. [mm]	length max. [mm]	width offset max. [mm]	
	TW-SPP18X1-B128 6901062					240
	TW-R50-M-B128 7030209	25	53	66	33	240
	TW-R50-M-K2 7030229	15	41	58	38	240
	TW-R80-M-B128 7030207	40	76	76	38	240
	TW-R80-M-K2 7030205	20	55	64	32	240
	TW-R50-MF-K2 7030232	20	35	48	24	240
	TW-R4-22-B128 7030237	20	48	68	34	240

Data carrier

Dimensions	Type designation Ident - no.	Read-write distance		Transfer zone		Minimum distance between two read-write heads [mm]
		Recommended (mm)	max. [mm]	length max. [mm]	width offset max. [mm]	
	TW-L86-54-C-B128 6900479	70	146	158	78	240
	TW-L18-18-F-B128 7030634	35	71	78	39	240